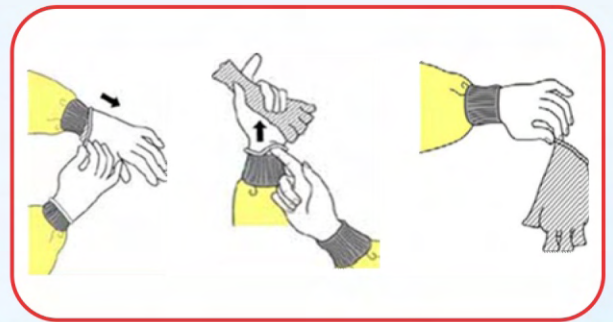


REMOVING PPE

1. PPE should be removed in an order that minimizes the potential for cross-contamination.
2. Except for respirator, remove PPE at doorway or in anteroom.
3. Remove respirator after leaving patient room and closing door.

1- GLOVES

- Outside of gloves are contaminated.
- Grasp outside of glove with opposite gloved hand; peel off.
- Hold removed glove in gloved hand.
- Slide fingers of ungloved hand under remaining glove at wrist.
- Peel glove off over first glove
- Discard gloves in waste container.



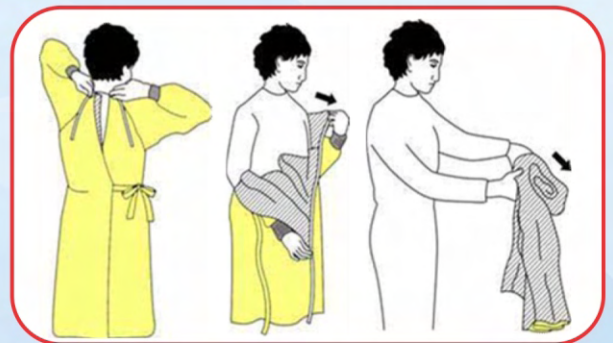
2- GOGGLES/FACE SHIELD

- Outside of goggles or face shield are contaminated!
- To remove, handle by "clean" head band or ear pieces
- Place in designated receptacle for reprocessing or in waste container.



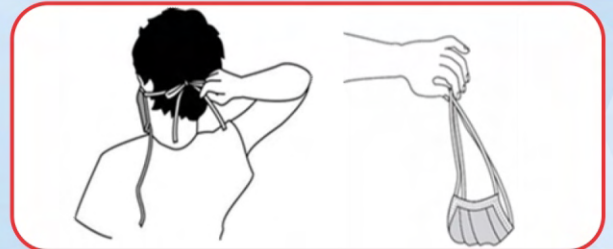
GOWN

- Gown front and sleeves are contaminated!
- Unfasten neck, then waist ties.
- Remove gown using a peeling motion; pull gown from each shoulder toward the same hand.
- Gown will turn inside out.
- Hold removed gown away from body, roll into a bundle and discard into waste or linen receptacle.



MASK OR RESPIRATOR

- Front of mask/respirator is contaminated – DO NOT TOUCH!
- Grasp ONLY bottom then top ties/elastics and remove.
- Discard in waste container.



HAND HYGIENE

- Perform hand hygiene immediately after removing all PPE!

